



# **Pakruojis District Municipality experience in Europe Union „15 years IN“**

**13 July, 2019**

# Benefits of Lithuania membership in the EU (1)

- **Strengthened and growing Lithuanian economy**

Lithuanian business has opened 500 mln. consumer market.

Till 2018, Lithuania has received more than much \$ 10,4 billion. Euros financial support. Efficient use of EU funds has led to faster economic growth and job creation: by the time of membership Lithuania GDP (gross domestic product) was only 46% of EU average, in 2011 - 62%, while in 2014 - 75% of EU average, 2018 - 81%

- **Growing foreign direct investment in Lithuania**

Currently, about 80 % foreign direct investment in Lithuania comes from EU Member States.

- **Lithuania's energy independence.**

The EU helps Lithuania to achieve energy. In 2009 The European Commission has approved Baltic Energy Market Interconnection Plan to create a common energy market by eliminating the energy isolation of the Baltic States. Provided financing for regional energy projects important to Lithuania: Visaginas NPP, electricity connections with Poland and Sweden, regional LNG terminal, underground gas storage, Lithuanian-Polish gas connection.

# **Benefits of Lithuania membership in the EU (2)**

- **Freedom of movement and residence for persons in the EU**

Since 1st May, 2004, accession to the Common Customs Union, and since 2007, accession to the Schengen area, made it possible for goods to circulate free and Lithuanian citizens to travel without restrictions across 25 European countries without visas and inspection procedures at the borders of other Member States.

- **Investments in Education and Science.**

The EU funds are used to renovate Lithuanian schools, universities, laboratories, research bases of research institutions and other infrastructure. Greater opportunities for teachers, pupils, students, researchers in other EU countries to study, exchange programs, and active collaboration with colleagues from other European countries. Since 2004 almost half of Lithuanian secondary schools participated in European partnership projects (Leonardo da Vinci and Socrates / Erasmus programs for teachers and students). Encouraging participation in international programs where students not only communicate, make new acquaintances, but also improve their knowledge by engaging in new scientific activities.

# Benefits of Lithuania membership in the EU (3)

- **Social guarantees across the EU.**

People working, vacationing or studying in other EU countries have become socially safer. The person who has left the country retains the social guarantees available. The EU guarantees free first aid with The European Health Insurance Card.

- **World consular assistance.**

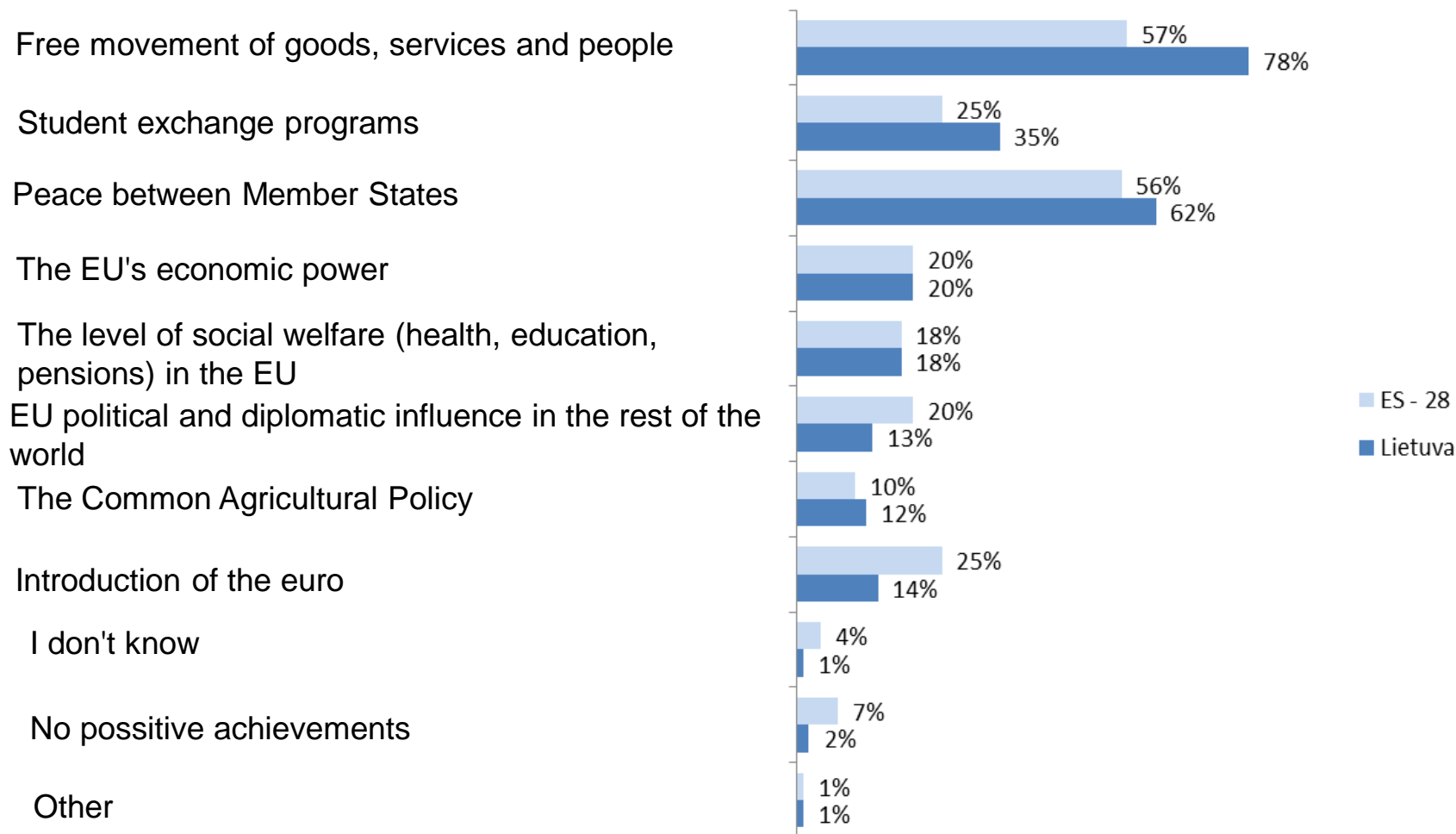
Every citizen of Lithuania is guaranteed the consular assistance of the EU embassies, even where Lithuania has no representatives, for example in Chile, Saudi Arabia or Nepal.

# **Disadvantage of Lithuania membership in the EU**

- Inflation growth
- Migration

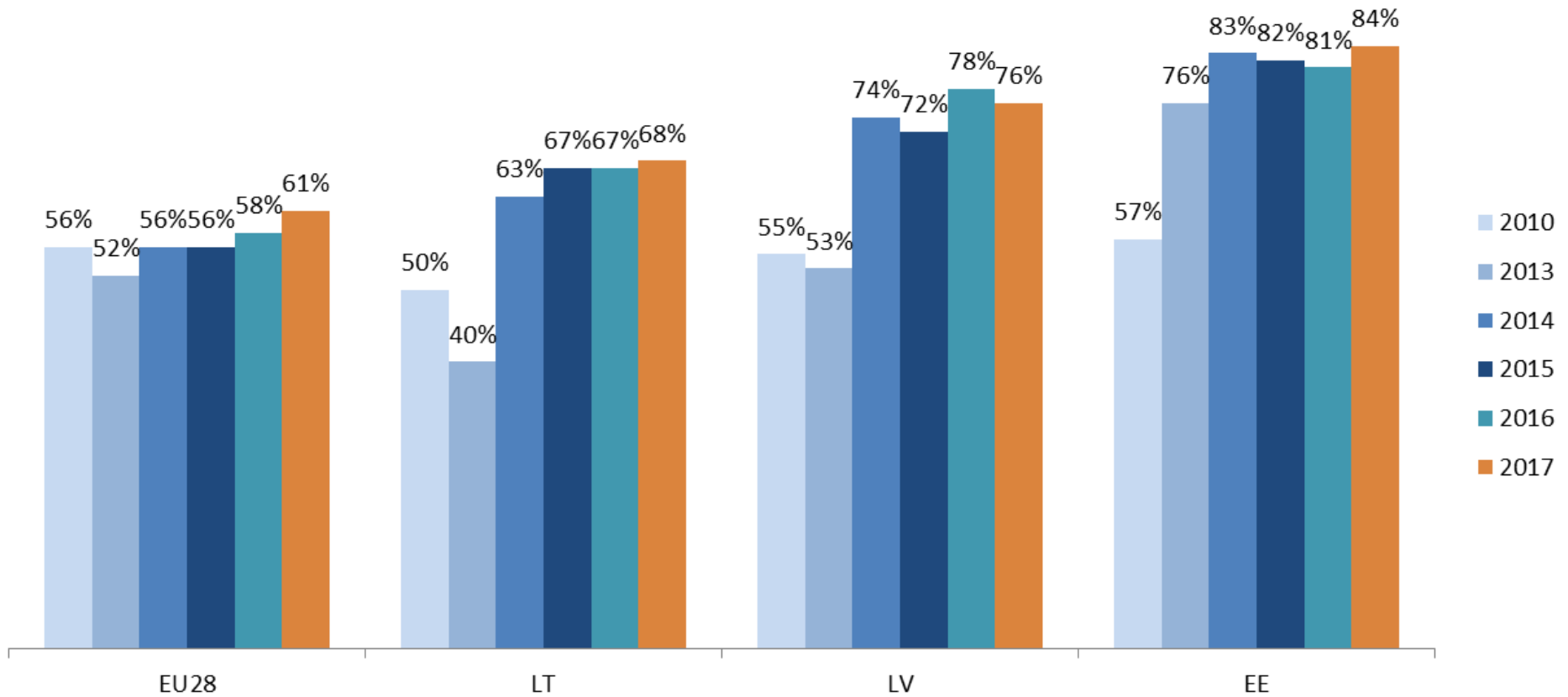
# Public opinion

## The most important results of membership in EU



- Almost three-quarters of Lithuanian citizens mentioned free movement of people, goods and services within the EU as the most important achievement of the EU. This is the most important achievement of the EU and is seen by the average EU citizen
- Peace between EU countries is the second most important result, according to both Lithuanian and EU citizens.
- A quarter of Europeans consider the euro as one of the main positive results of the EU. And while the majority of Lithuanian citizens are in favor of a united EU currency union, claiming that the euro is one of the EU key positive achievements, only 14% of the EU has a positive track record.
- 7 % of Europeans think on average that the EU has no positive results and only 2% of those who think so in Lithuania.

# The euro as the single European currency

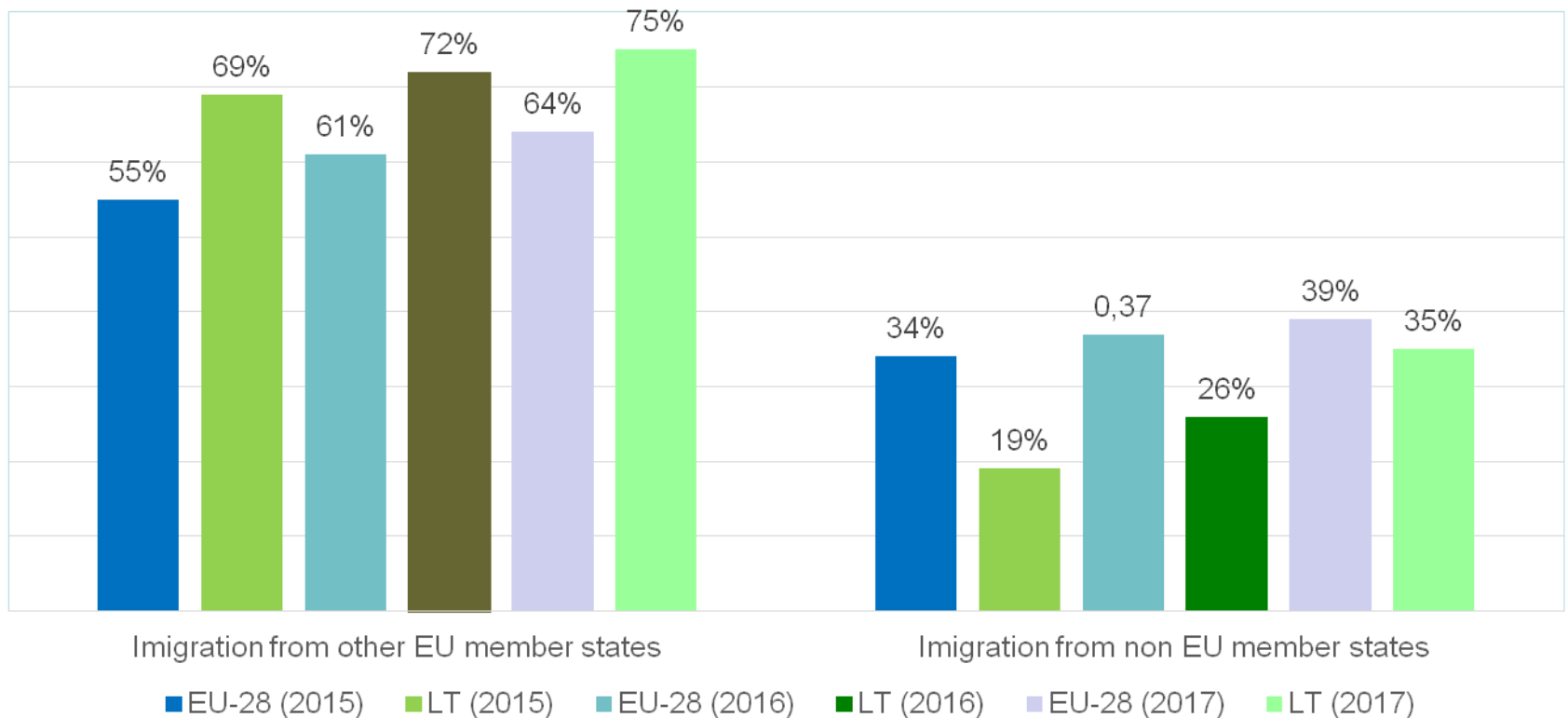




# Approach to migration

- most EU citizens are quite positive about immigration from other EU countries and much less positive about immigration from third countries

Percentage of respondents, whose approach to immigration is positive





# Main financing recourses for projects

- EU funds
- EEA and Norway grants
- State budget (dotations, target programs)
- Municipality budget

# Municipality projects for the 2014-2020 period

| Type of project   | Number of projects | Total value, thousand Euros | Sources of funding             |                    |                     |                                    |
|---|--------------------|-----------------------------|--------------------------------|--------------------|---------------------|------------------------------------|
|   |                    |                             | EU and other financial support | State Budget Funds | Municipality Budget | Funds of Municipality institutions |
| <b>Infrastructure projects:</b>   | <b>52</b>          | <b>18.854,46</b>            | <b>10.446,13</b>               | <b>4.999,20</b>    | <b>2.976,02</b>     | <b>433,11</b>                      |
| Renovation of public buildings, development of social houses              | 21                 | 8.380,02                    | 4.431,12                       | 2.236,85           | 1.700,69            | 11,36                              |
| Renewal of public territories   | 9                  | 3.308,20                    | 2.735,39                       | 225,79             | 347,02              |                                    |
| Maintenance, renewal and development of local roads (streets)             | 14                 | 3.108,39                    | 517,70                         | 2.506,86           | 83,83               |                                    |
| Renewal and development of water supply, wastewater, heat supply networks | 8                  | 4.057,85                    | 2.761,92                       | 29,70              | 844,48              | 421,75                             |
| <b>"Soft" projects:</b>   | <b>7</b>           | <b>655,50</b>               | <b>631,33</b>                  | <b>10,27</b>       | <b>12,69</b>        | <b>1,21</b>                        |
| Improvement and development of provided services quality                  | 7                  | 655,50                      | 631,33                         | 10,27              | 12,69               | 1,21                               |
| <b>Total:</b>   | <b>59</b>          | <b>19.509,96</b>            | <b>11.077,46</b>               | <b>5.009,47</b>    | <b>2.988,71</b>     | <b>434,32</b>                      |
|   |                    |                             |                                |                    |                     |                                    |
| <b>Distribution in percentage</b>   |                    | <b>100,00</b>               | <b>56,78</b>                   | <b>25,67</b>       | <b>15,32</b>        | <b>2,23</b>                        |
|   |                    |                             |                                |                    |                     |                                    |

| Project status | Number of projects | From them financed from EU | All projects |                   |          | From them financed from EU |                   |          |
|----------------|--------------------|----------------------------|--------------|-------------------|----------|----------------------------|-------------------|----------|
|                |                    |                            | Total value  | Financial support | EU funds | Total value                | Financial support | EU funds |
| Finished       | 15                 | 5                          | 6,7          | 5,7               | 3,2      | 3,5                        | 3                 | 2,6      |
| Implementing   | 40                 | 32                         | 11,2         | 9,8               | 6,7      | 9,4                        | 7,8               | 6,7      |
| Planned        | 4                  | 3                          | 1,7          | 1,3               | 1,2      | 2                          | 1,8               | 1,4      |
|                | 59                 | 40                         | 19,6         | 16,8              | 11,1     | 14,9                       | 12,6              | 10,7     |

**Thank you 😊**